




Integration with Imagination


SIZE REFERENCE

GENESE
GLOBAL
GROUP
INC.

Our advanced manufacturing processes are capable of producing parts and assemblies with a wide range of dimensions and configurations.




Chassis:
Approx. 24" x 48"




Base frame: Approx. 28" x 52"


Digital printer paper path:
Approx. 6" x 12"




Fuser frame: Approx. 16" x 12"



Mounting panel:
Approx. 48" x 48"



Electronics chassis:
Approx. 7" x 4"



Integration with Imagination